

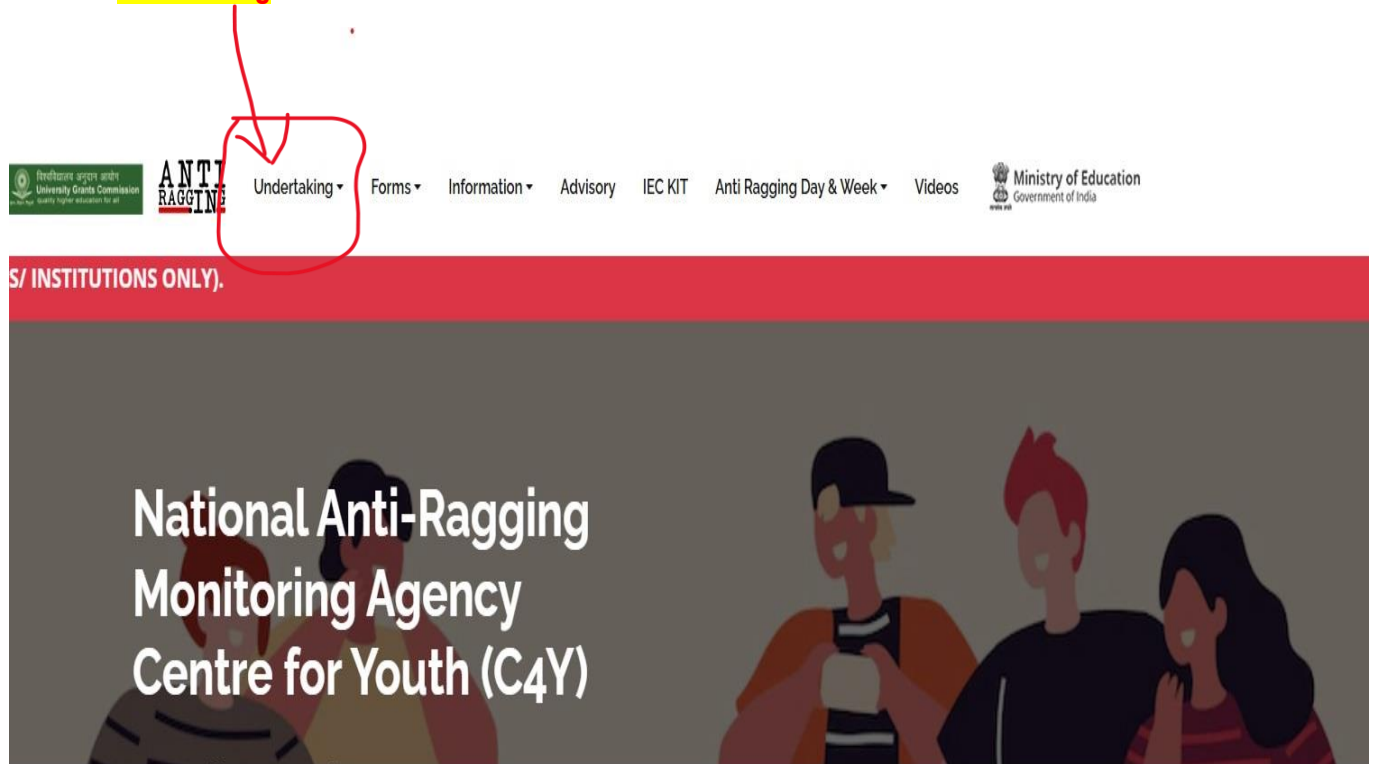
Steps to fill-in and Download UGC's ONLINE Anti-Ragging Undertaking Form

Step-1

Log on to the website: <https://www.antiragging.in/>

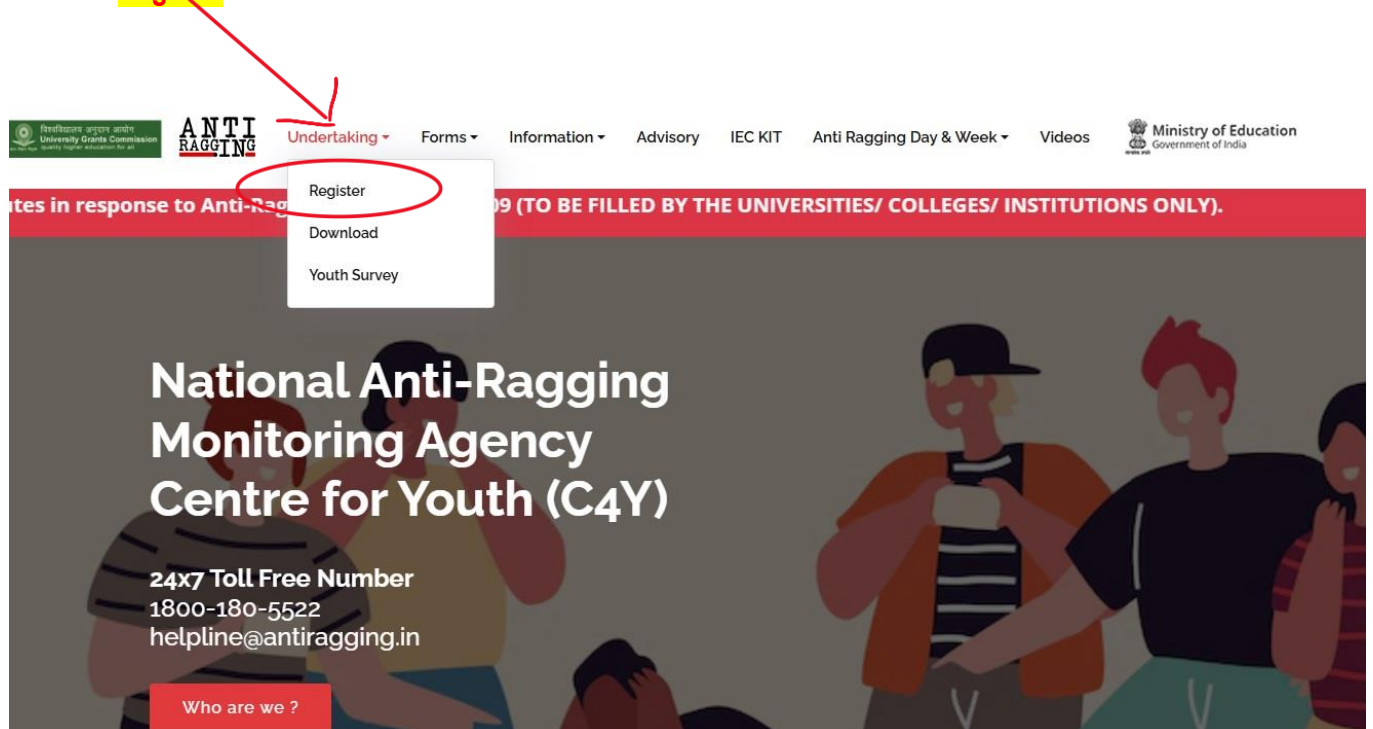
Step-2

Click the **Undertaking** menu



Step-3

Click the **Register** Click



Step-4

Click **University** link

YOU ARE GOING TO FILL AN UNDERTAKING FOR ANTIRAGGING

TO BE FILLED BY A STUDENT
Fields marked with * are Mandatory.

- If you do not have an E mail address please create one before you fill this form.
- If your mother or father or guardian does not have a phone or a mobile phone or email then please give the numbers or email of their friends or relations or neighbours.
- If you do not have a mobile number, then please give the mobile number of your friend of the same college.

After filling out this form successfully, you can download the Student's Anti Ragging Undertaking and the Parents Anti Ragging Undertaking from Website. The student will receive an e-mail with his/her registration number. The student will forward that e-mail to the Nodal officer in his/her university/college e-mail.

Please note that the student will not receive pdf undertaking and he/she is not required to print & sign them as it used to be in the earlier case

In Case, You have not received Email from Antiragging after filling the Form, You can get the Details of your undertaking from **VERIFY UNDERTAKING**

Choose your Educational Institution Type
(Follow ** For Help)

https://www.antiragging.in/affidavit_university_form.php

College **Standalone Institution** **University**

Step-5

Now Enter all the details.

In the section of **University and Course Details**, select **Uttarakhand** in the **State** field and then **Jigyasa University, Dehradun (U-0559)** in the **University name** field. For the VC name (Prof. Dr. Shankar Ramamoorthy) and Phone No. (8171819966), filled-in details, as indicated below.

University and Course Details

State in which University is based*
UTTARAKHAND

University name (Select University state first)*
Jigyasa University, Dehradun(U-0559)

Your University Details

| | |
|-----------------|------------------------------|
| University Code | U-0559 |
| University Name | Jigyasa University, Dehradun |

Select University first and then fill the following as per the University details

| | | |
|--------------------------------------|--------------------------------|---------------------------------------|
| University Director/Vice Chancellor* | University Phone Number (+91)* | University Landline Number (Optional) |
| Prof. Dr. Shankar Ramamoorthy | 8171819966 | University Landline Number |

Details of the course (UG/PG/Diploma)*
Select

Name of the Course*
Name of the Course

Number of students in your class
Number of students in your class

Step-6

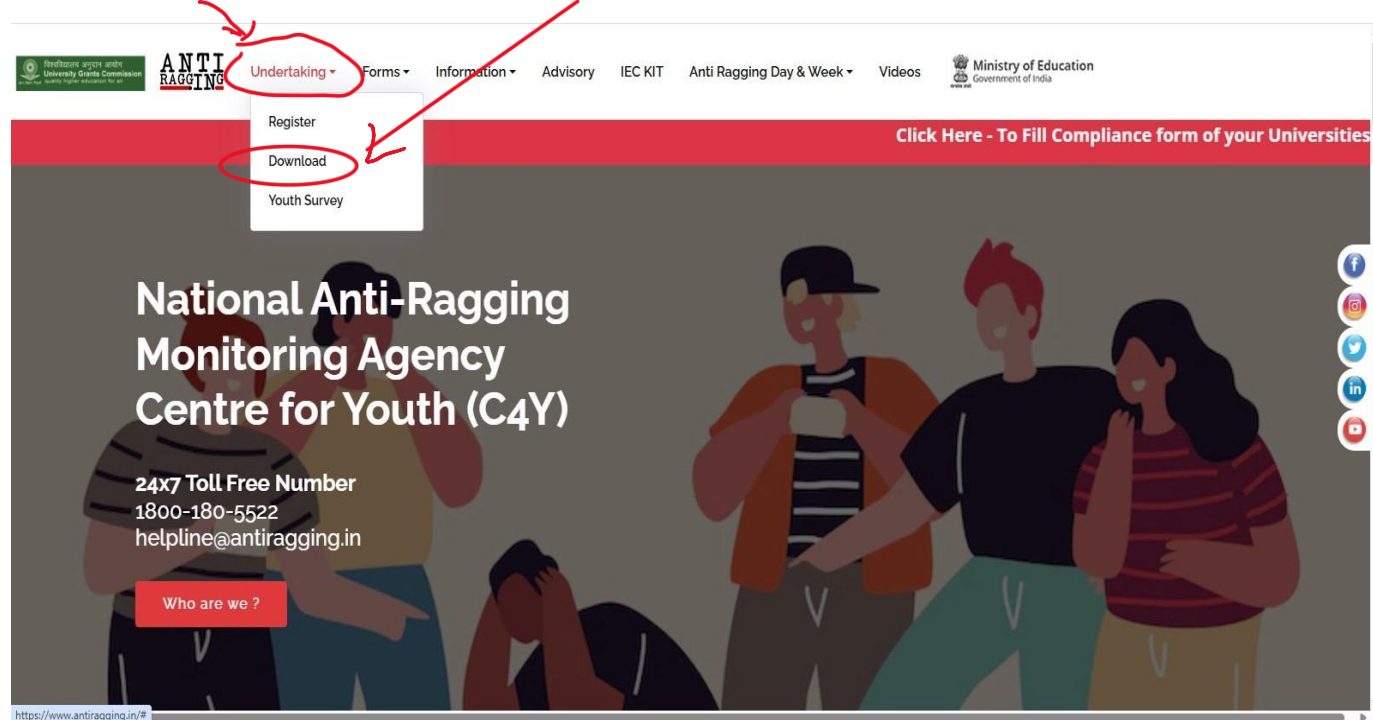
After entering all the details, once check the details for its correctness and finally click SUBMIT the online form. Note down the Reference No. shown on the screen after submitting the online form.

Step – 7

Now again log on to the website: <https://www.antiragging.in/>

(for downloading the submitted Anti-Ragging form)

Click the **Undertaking** menu and then click **Download** link.



Step – 8

Enter the details, submit the form and then download the UGC generated anti-ragging undertaking form. Get the Printout (hard copy) of the form. Sign on each page of the form. Get the sign of your parent or guardian also on the form. Submit the signed hard copy form during the registration process.

The image shows the 'UNDERTAKING DOCUMENT' form. The form has three main input fields: 'Reference No. *' with a sub-field 'Reference Number', 'Email *' with a sub-field 'Registered Email ID', and 'Mobile No. *' with a sub-field 'Registered Mobile Number'. A red 'Submit' button is located at the bottom of the form. The top navigation bar includes links for Undertaking, Forms, Information, Advisory, IEC KIT, Anti Ragging Day & Week, and Videos. The 'Undertaking' menu is highlighted.